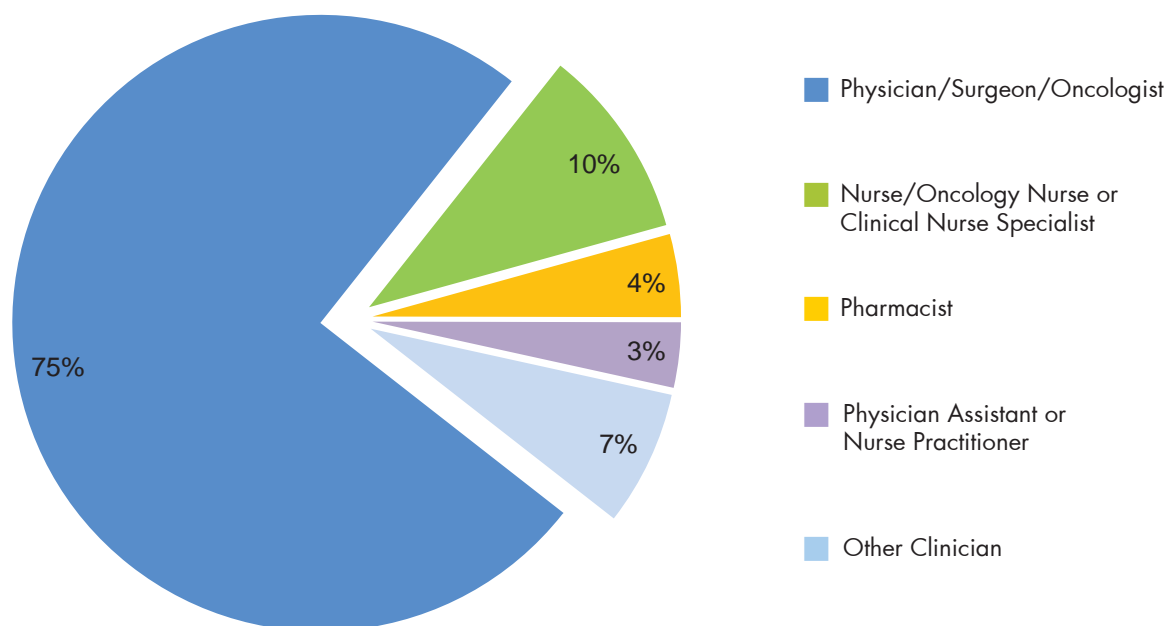


NCCN Trends™ is an analytics tool from the National Comprehensive Cancer Network® (NCCN®) that surveys how clinicians across the U.S. and around the globe are delivering cancer care. This summary includes the results of the June 2012 NCCN Trends™ Survey, which focused on Biomarkers. This survey was sent to U.S. and International users of NCCN.org.

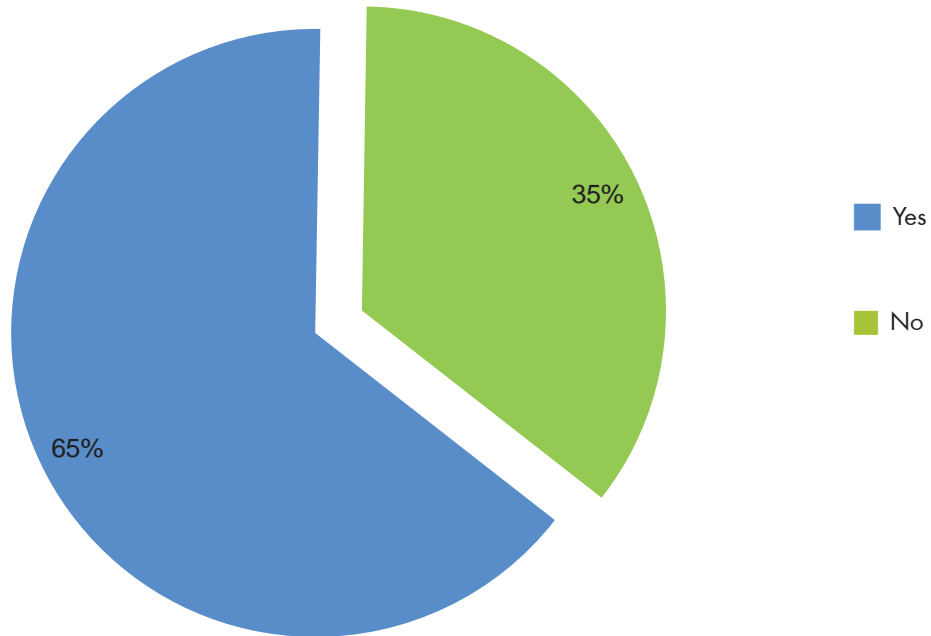
DEMOGRAPHICS †

Distribution of Respondent Types (n = 1,702)



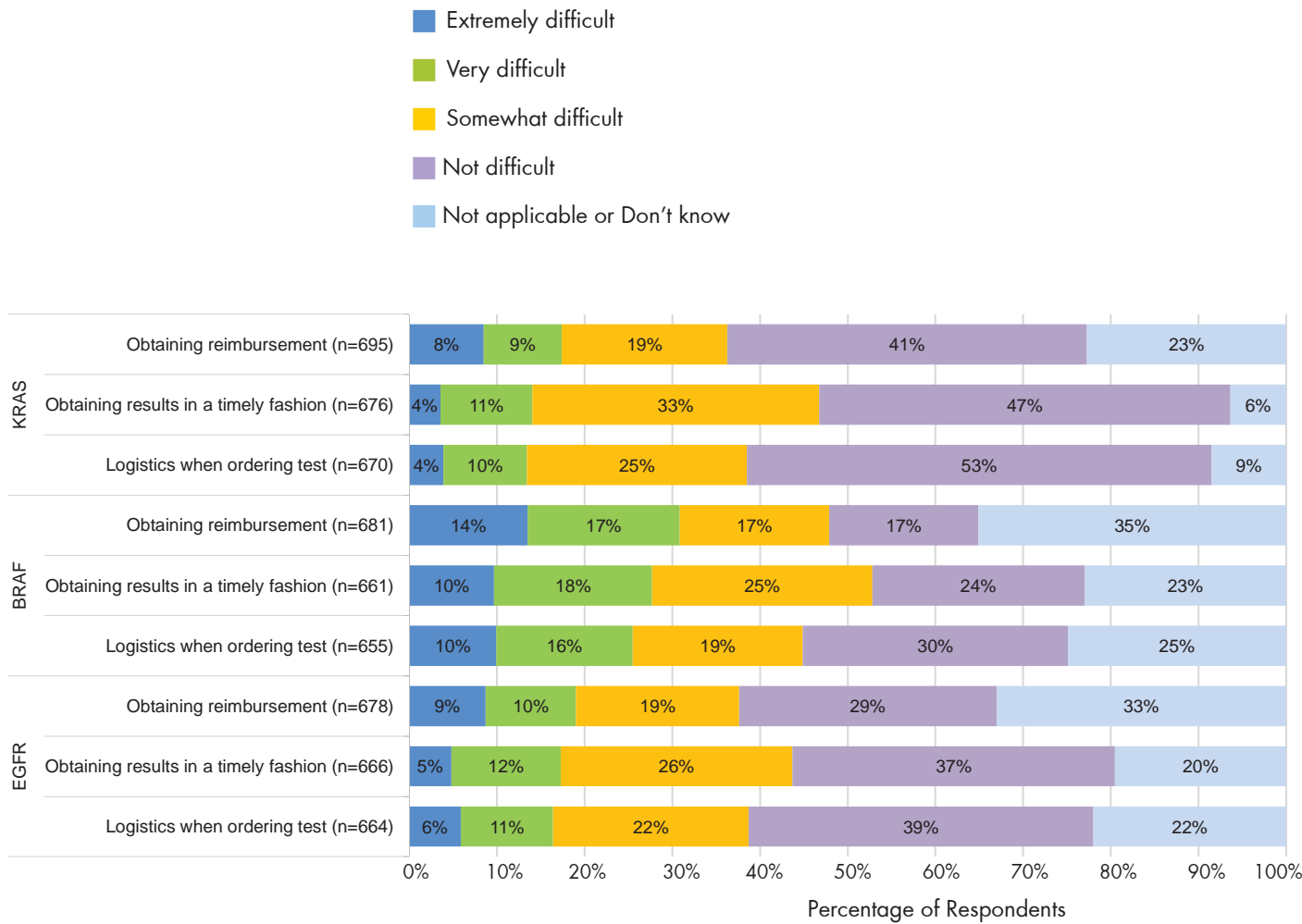
†Note: Percentages may not total 100 because of rounding.

Q1. Do you order tests to detect mutations in any of the following biomarkers: KRAS, BRAF, and EGFR?



Q2. When ordering a test to detect mutations in each of the following biomarkers (KRAS, BRAF, and EGFR), please rate your experience of difficulty in the following parameters: †

- 1) Obtaining reimbursement for the test**
- 2) Obtaining results in a timely fashion**
- 3) Logistics when ordering the test**

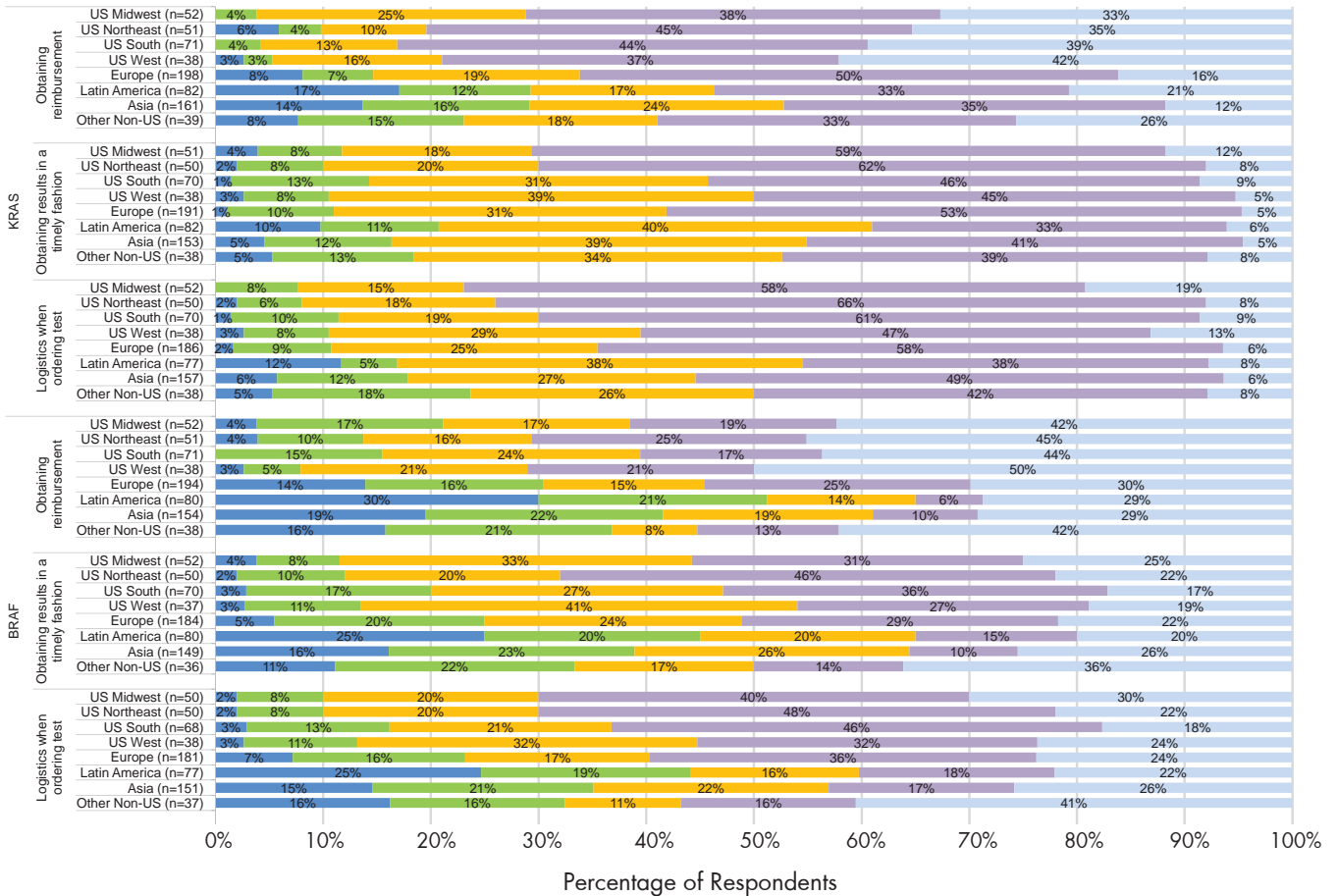
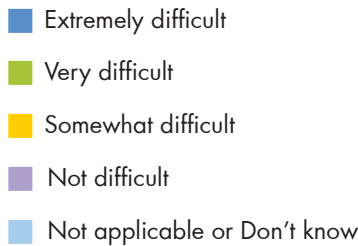


†Note: Percentages may not total 100 because of rounding.

Q2. When ordering a test to detect mutations in each of the following biomarkers (KRAS, BRAF, and EGFR), please rate your experience of difficulty in the following parameters:

- 1) Obtaining reimbursement for the test**
- 2) Obtaining results in a timely fashion**
- 3) Logistics when ordering the test**

By Geography†



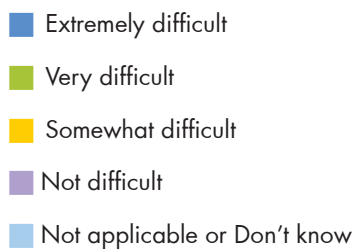
Continued on Page 5

†Note: Percentages may not total 100 because of rounding.

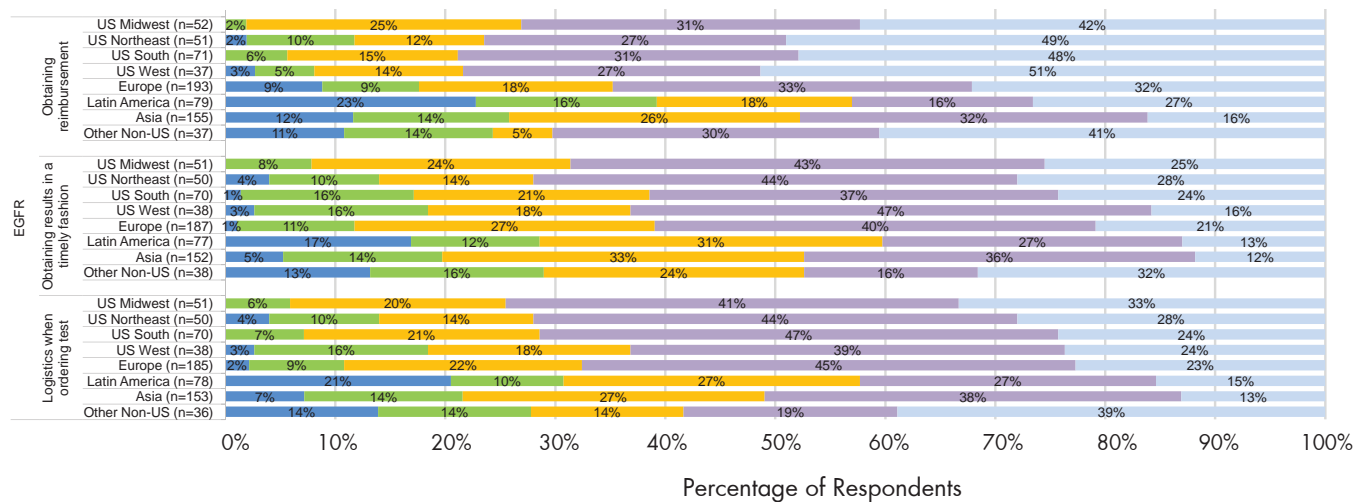
Q2. When ordering a test to detect mutations in each of the following biomarkers (KRAS, BRAF, and EGFR), please rate your experience of difficulty in the following parameters:

- 1) Obtaining reimbursement for the test**
- 2) Obtaining results in a timely fashion**
- 3) Logistics when ordering the test**

By Geography†



Continued from Page 4

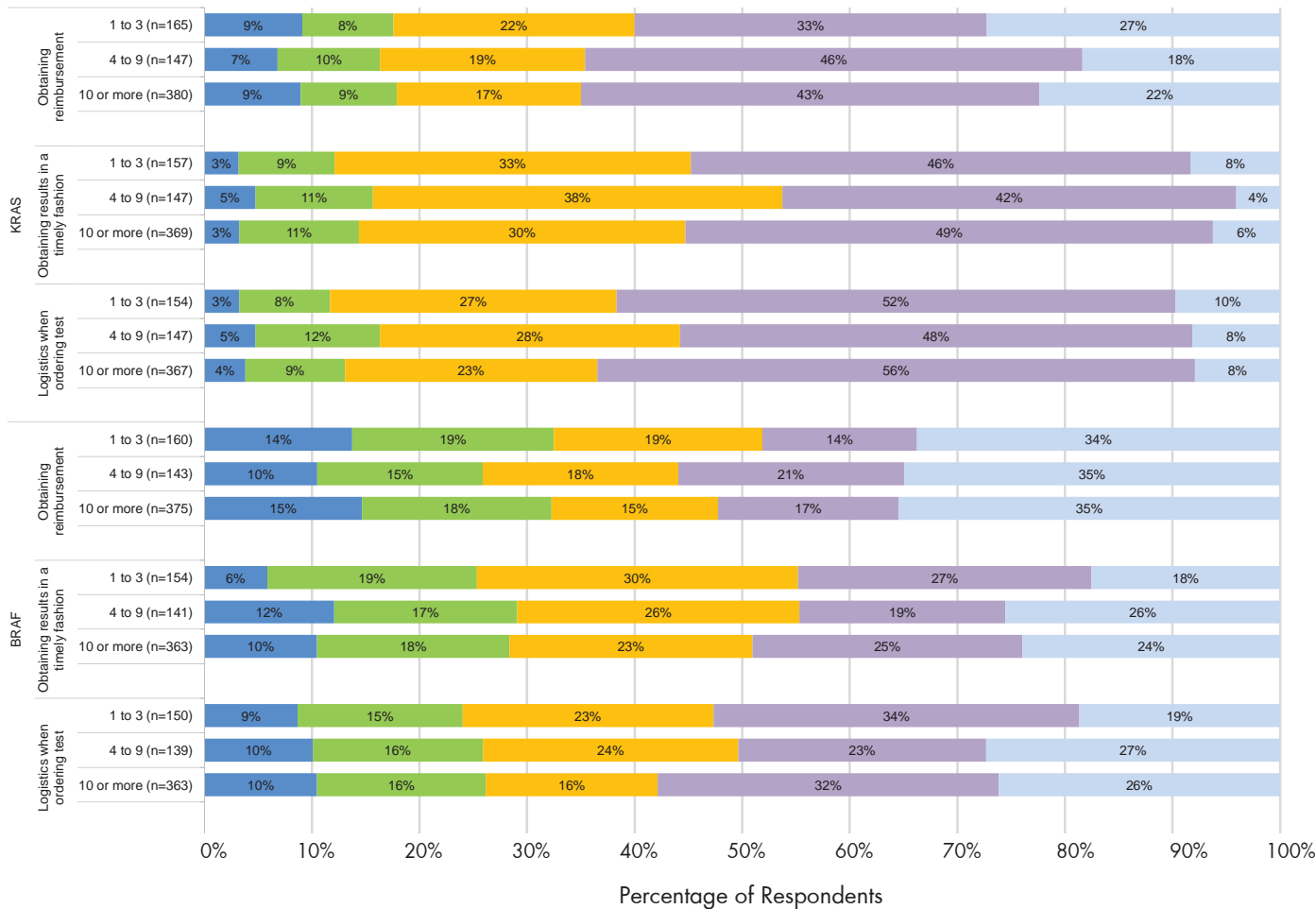
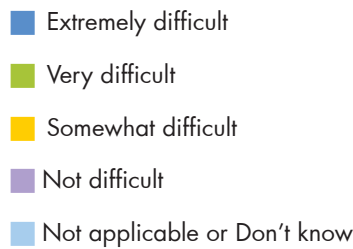


†Note: Percentages may not total 100 because of rounding.

Q2. When ordering a test to detect mutations in each of the following biomarkers (KRAS, BRAF, and EGFR), please rate your experience of difficulty in the following parameters:

- 1) Obtaining reimbursement for the test**
- 2) Obtaining results in a timely fashion**
- 3) Logistics when ordering the test**

By Practice Size†



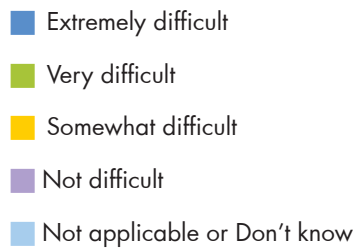
Continued on Page 7

†Note: Percentages may not total 100 because of rounding.

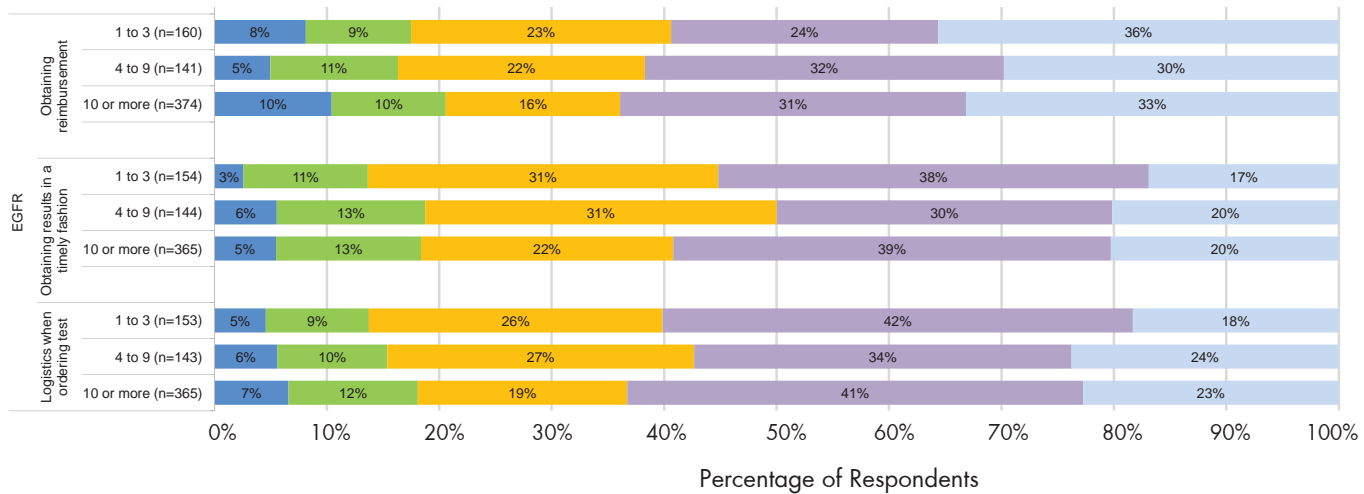
Q2. When ordering a test to detect mutations in each of the following biomarkers (KRAS, BRAF, and EGFR), please rate your experience of difficulty in the following parameters:

- 1) Obtaining reimbursement for the test**
- 2) Obtaining results in a timely fashion**
- 3) Logistics when ordering the test**

By Practice Size†



Continued from Page 6

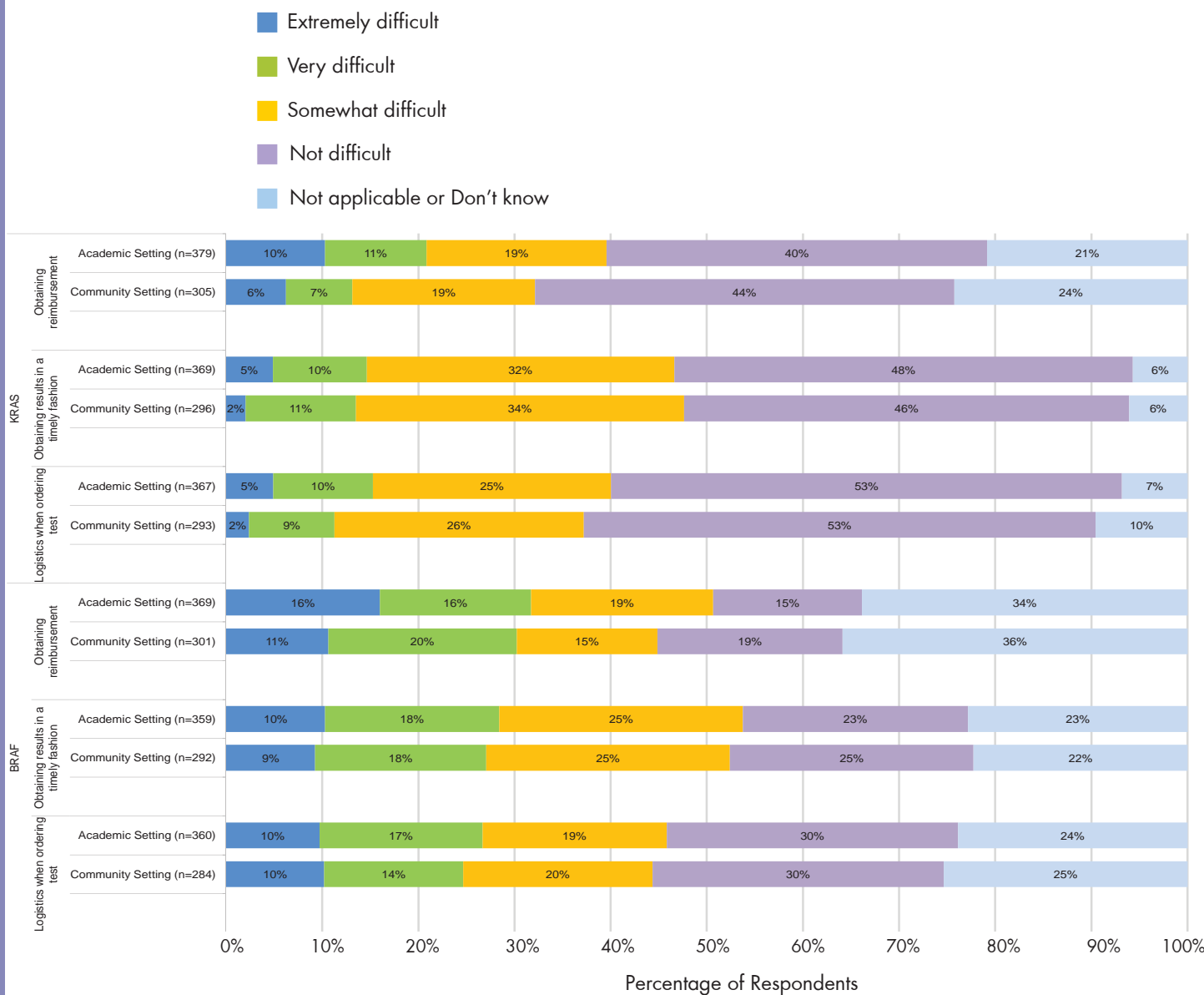


†Note: Percentages may not total 100 because of rounding.

Q2. When ordering a test to detect mutations in each of the following biomarkers (KRAS, BRAF, and EGFR), please rate your experience of difficulty in the following parameters:

- 1) Obtaining reimbursement for the test**
- 2) Obtaining results in a timely fashion**
- 3) Logistics when ordering the test**

By Practice Setting†

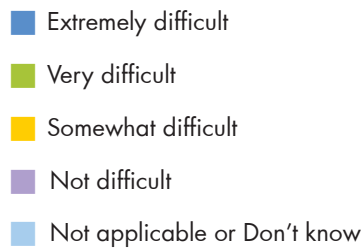


Continued on Page 9

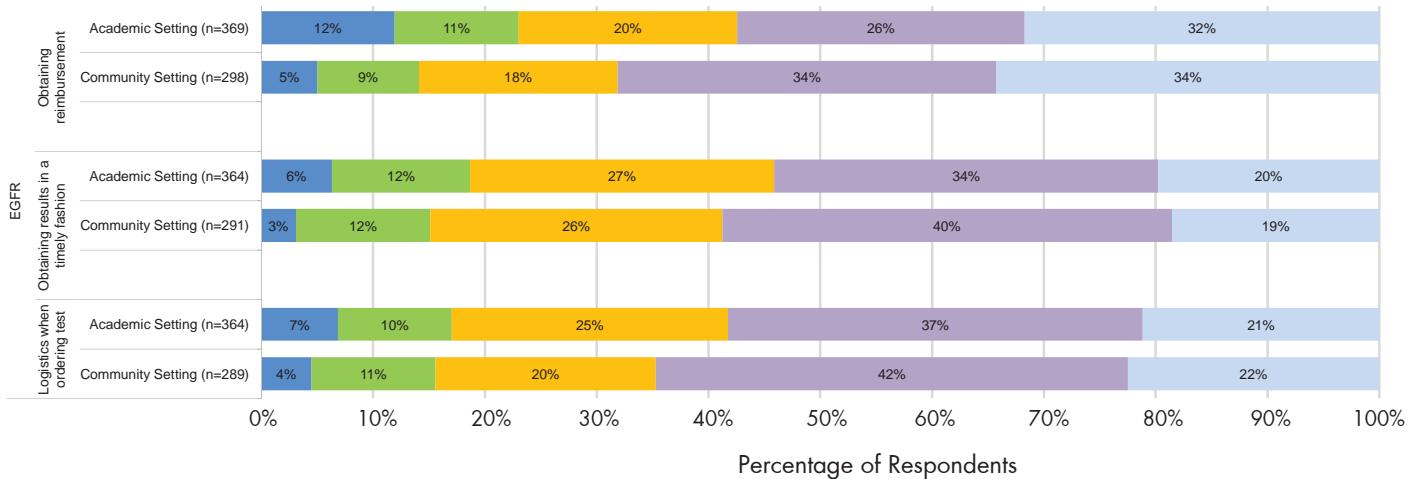
Q2. When ordering a test to detect mutations in each of the following biomarkers (KRAS, BRAF, and EGFR), please rate your experience of difficulty in the following parameters:

- 1) Obtaining reimbursement for the test**
- 2) Obtaining results in a timely fashion**
- 3) Logistics when ordering the test**

By Practice Setting†



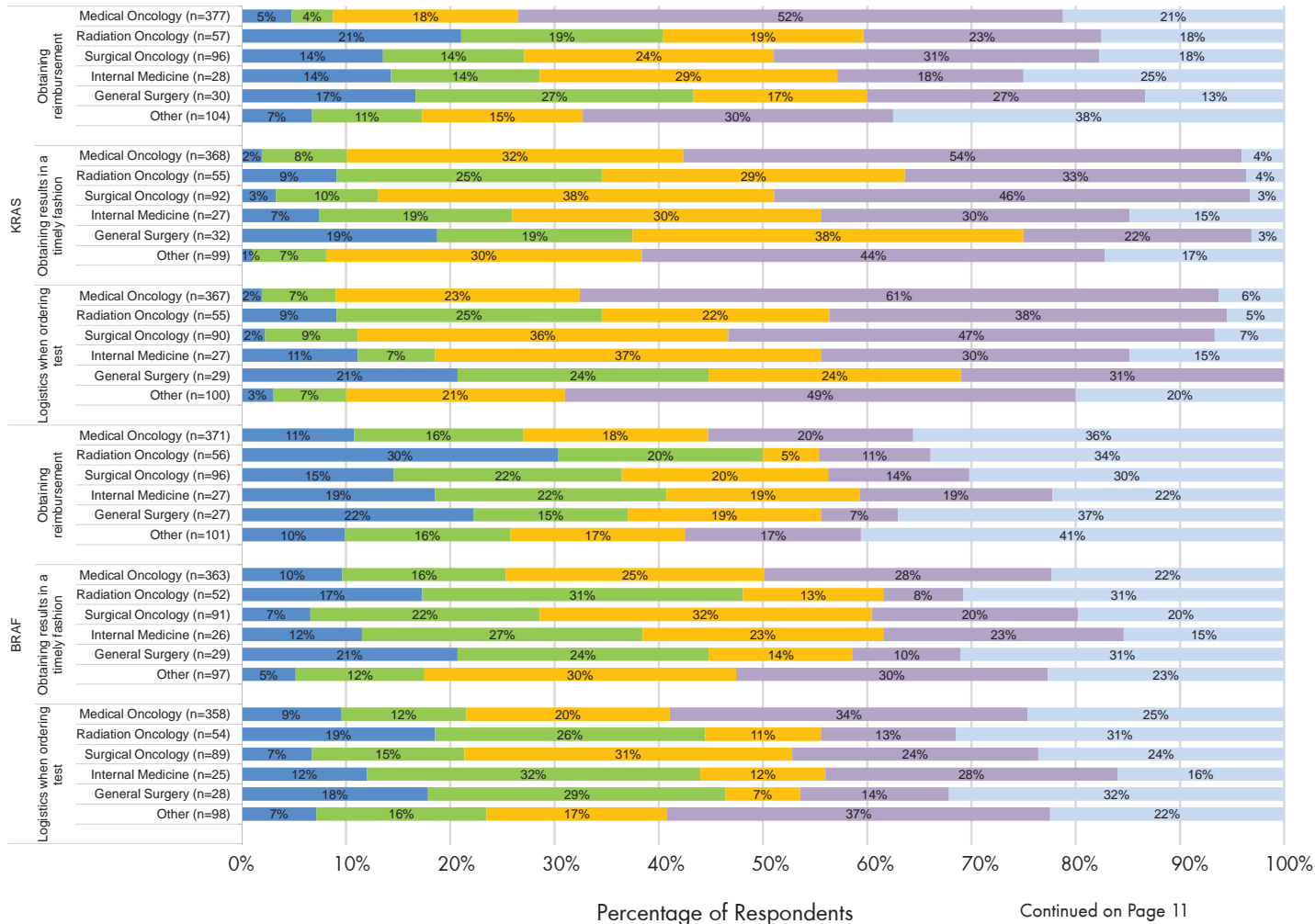
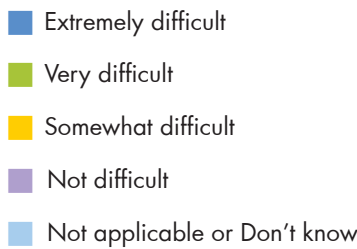
Continued from Page 8



Q2. When ordering a test to detect mutations in each of the following biomarkers (KRAS, BRAF, and EGFR), please rate your experience of difficulty in the following parameters:

- 1) Obtaining reimbursement for the test**
- 2) Obtaining results in a timely fashion**
- 3) Logistics when ordering the test**

By Specialty†

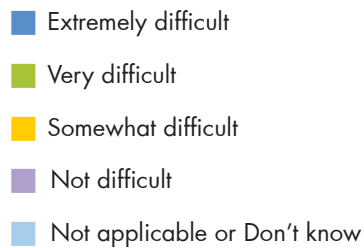


†Note: Percentages may not total 100 because of rounding.

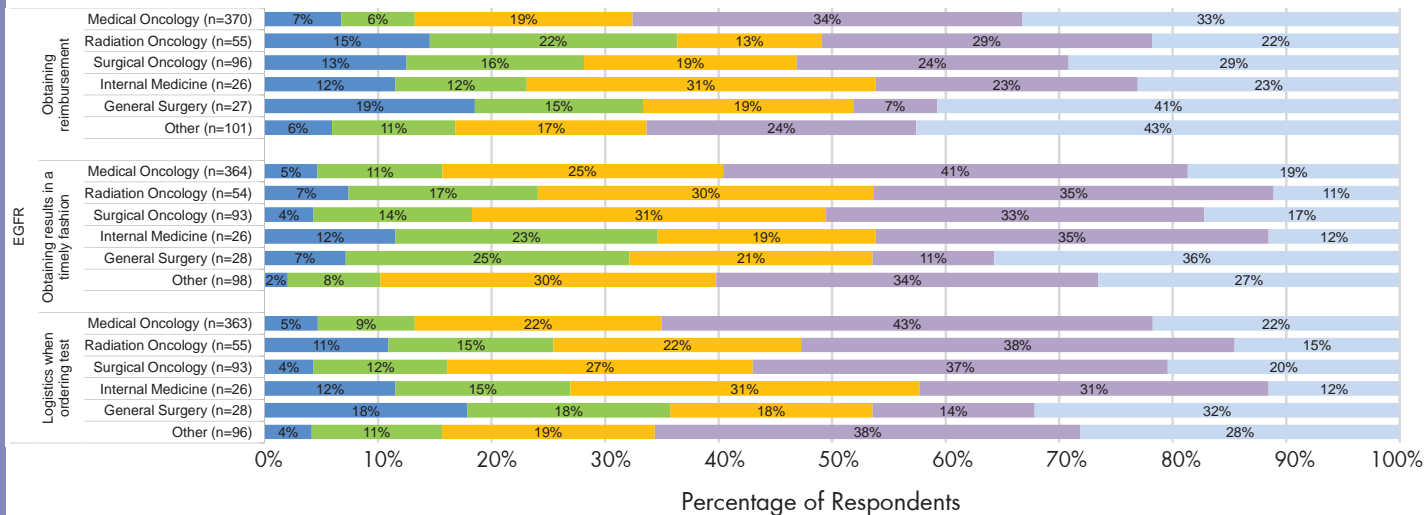
Q2. When ordering a test to detect mutations in each of the following biomarkers (KRAS, BRAF, and EGFR), please rate your experience of difficulty in the following parameters:

- 1) Obtaining reimbursement for the test**
- 2) Obtaining results in a timely fashion**
- 3) Logistics when ordering the test**

By Specialty†

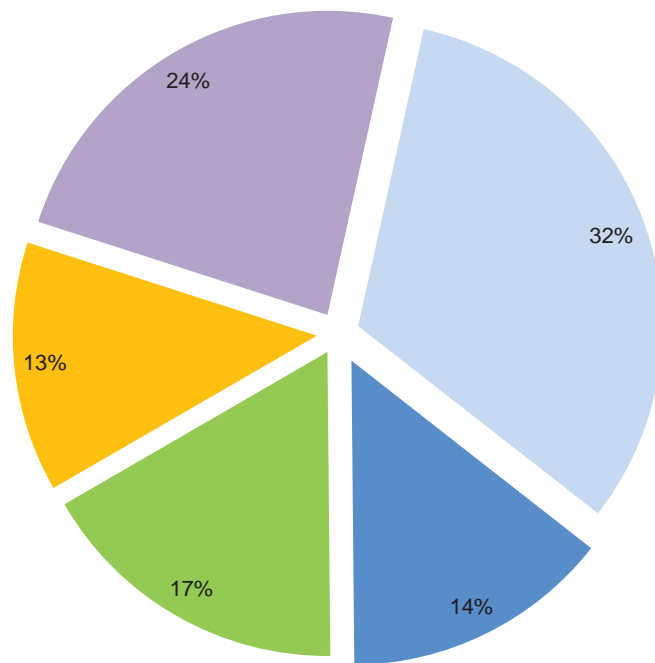


Continued from Page 10



†Note: Percentages may not total 100 because of rounding.

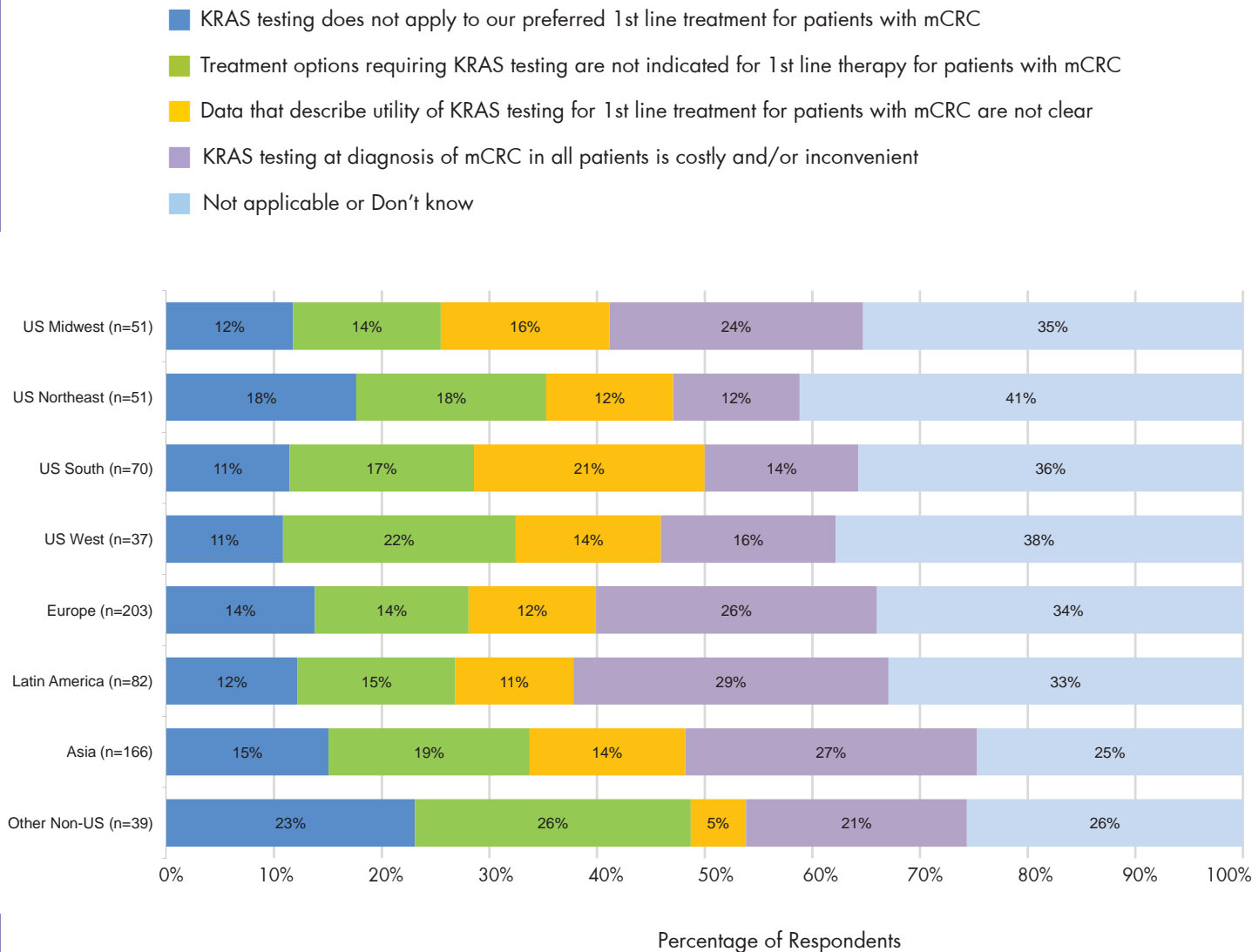
Q3. Which barrier would prevent you from using a test to detect mutations in KRAS in all patients at diagnosis of metastatic colorectal cancer (mCRC)? (Select one that applies most)



- KRAS testing does not apply to our preferred 1st line treatment for patients with mCRC
- Treatment options requiring KRAS testing are not indicated for 1st line therapy for patients with mCRC
- Data that describe utility of KRAS testing for 1st line treatment for patients with mCRC are not clear
- KRAS testing at diagnosis of mCRC in all patients is costly and/or inconvenient
- Not applicable or Don't know

Q3. Which barrier would prevent you from using a test to detect mutations in KRAS in all patients at diagnosis of metastatic colorectal cancer (mCRC)? (Select one that applies most)

By Geography†

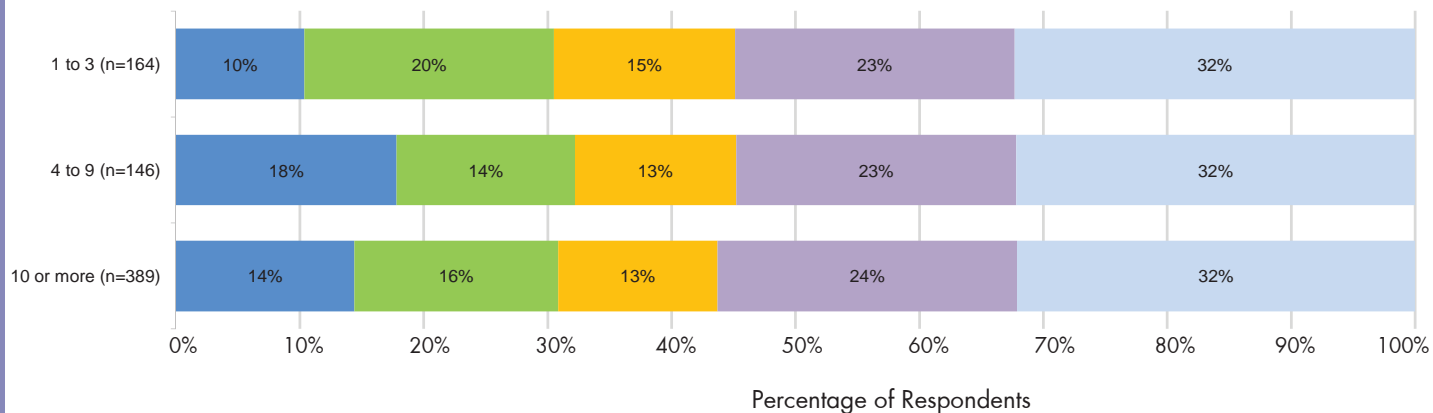


†Note: Percentages may not total 100 because of rounding.

Q3. Which barrier would prevent you from using a test to detect mutations in KRAS in all patients at diagnosis of metastatic colorectal cancer (mCRC)? (Select one that applies most)

By Practice Size†

- KRAS testing does not apply to our preferred 1st line treatment for patients with mCRC
- Treatment options requiring KRAS testing are not indicated for 1st line therapy for patients with mCRC
- Data that describe utility of KRAS testing for 1st line treatment for patients with mCRC are not clear
- KRAS testing at diagnosis of mCRC in all patients is costly and/or inconvenient
- Not applicable or Don't know

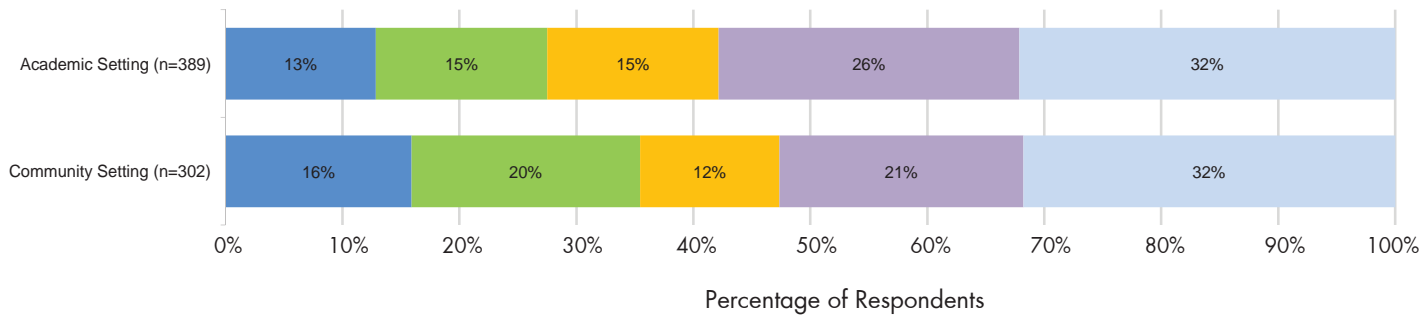


†Note: Percentages may not total 100 because of rounding.

Q3. Which barrier would prevent you from using a test to detect mutations in KRAS in all patients at diagnosis of metastatic colorectal cancer (mCRC)? (Select one that applies most)

By Practice Setting†

- KRAS testing does not apply to our preferred 1st line treatment for patients with mCRC
- Treatment options requiring KRAS testing are not indicated for 1st line therapy for patients with mCRC
- Data that describe utility of KRAS testing for 1st line treatment for patients with mCRC are not clear
- KRAS testing at diagnosis of mCRC in all patients is costly and/or inconvenient
- Not applicable or Don't know

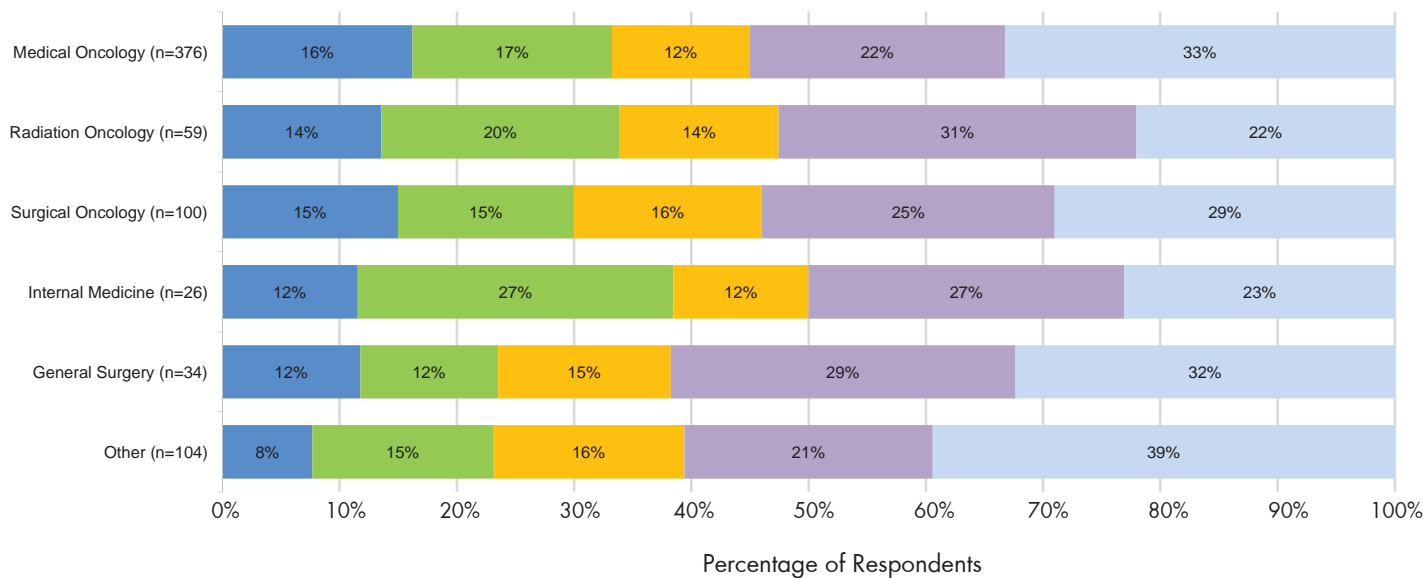


†Note: Percentages may not total 100 because of rounding.
 © National Comprehensive Cancer Network, Inc. 2012, All Rights Reserved. For Personal Use Only.
 This report may not be reproduced or distributed beyond personal use in any form without the express written permission of NCCN.

Q3. Which barrier would prevent you from using a test to detect mutations in KRAS in all patients at diagnosis of metastatic colorectal cancer (mCRC)? (Select one that applies most)

By Specialty†

- KRAS testing does not apply to our preferred 1st line treatment for patients with mCRC
- Treatment options requiring KRAS testing are not indicated for 1st line therapy for patients with mCRC
- Data that describe utility of KRAS testing for 1st line treatment for patients with mCRC are not clear
- KRAS testing at diagnosis of mCRC in all patients is costly and/or inconvenient
- Not applicable or Don't know



†Note: Percentages may not total 100 because of rounding.

NCCN Trends™ is an analytics tool from the National Comprehensive Cancer Network® (NCCN®) that surveys how clinicians across the U.S. and around the globe are delivering cancer care. NCCN Trends™ surveys are designed to reach targeted populations that can include several thousand clinicians as a potential sample size. NCCN can also provide analytics on existing NCCN Trends™ and clinician demographic data sets, allowing for greater insight into oncology practice patterns.

To commission an **NCCN Trends™** survey, to discuss analytic and data services, or to request information on other NCCN programs and resources, please contact:

Christine MacCracken, MSHEd, BSN
Senior Director, Business Insights
215.690.0557
maccracken@nccn.org

National Comprehensive Cancer Network® (NCCN®)

The National Comprehensive Cancer Network® (NCCN®), a not-for-profit alliance of 21 of the world's leading cancer centers, is dedicated to improving the quality and effectiveness of care provided to patients with cancer. Through the leadership and expertise of clinical professionals at NCCN Member Institutions, NCCN develops resources that present valuable information to the numerous stakeholders in the health care delivery system. As the arbiter of high-quality cancer care, NCCN promotes the importance of continuous quality improvement and recognizes the significance of creating clinical practice guidelines appropriate for use by patients, clinicians, and other health care decision-makers. The primary goal of all NCCN initiatives is to improve the quality, effectiveness, and efficiency of oncology practice so patients can live better lives.



National
Comprehensive
Cancer
Network®

275 Commerce Drive • Suite 300
Fort Washington, PA, 19034
Telephone: 215.690.0300
Fax: 215.690.0280

NCCN.org - For Clinicians • NCCN.com - For Patients

*All NCCN Trends™ survey content and resulting data are owned by NCCN. Survey responses are made anonymous to protect the privacy of survey respondents. NCCN may license survey content, data, and analytic results to third parties, but retains the rights to use this data for other purposes, including the support of educational and research efforts or for other strategic or business purposes.