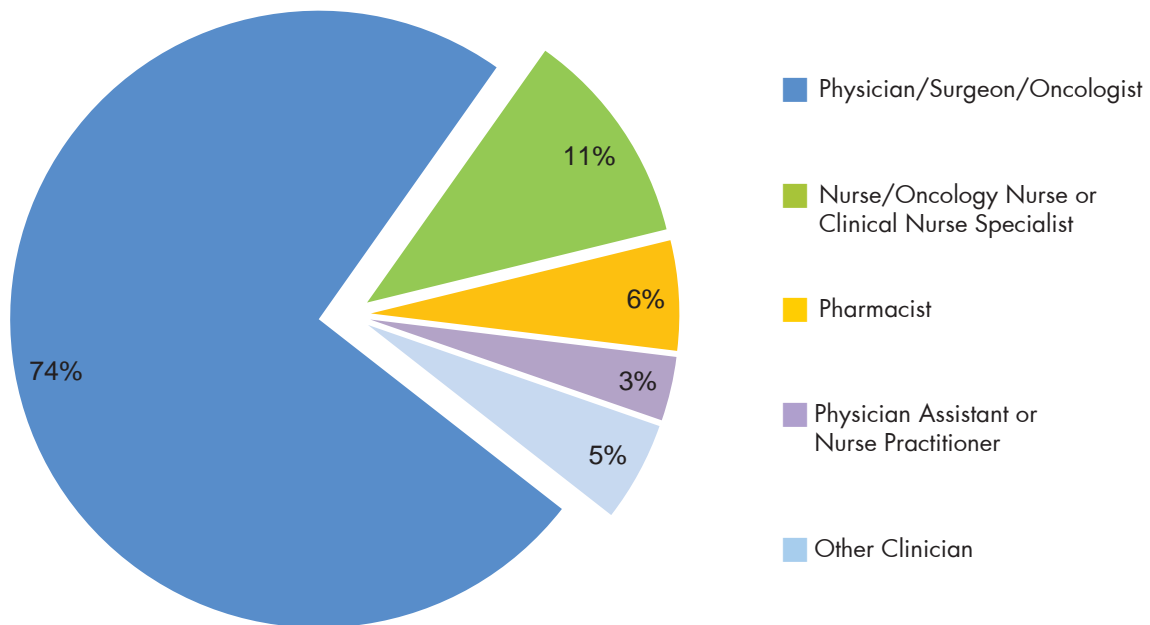


NCCN Trends™ is an analytics tool from the National Comprehensive Cancer Network® (NCCN®) that surveys how clinicians across the U.S. and around the globe are delivering cancer care. This summary includes the results of the December 2012 NCCN Trends™ Survey, which focused on Myelosuppressive Chemotherapy. This survey was sent to U.S. and International users of NCCN.org.

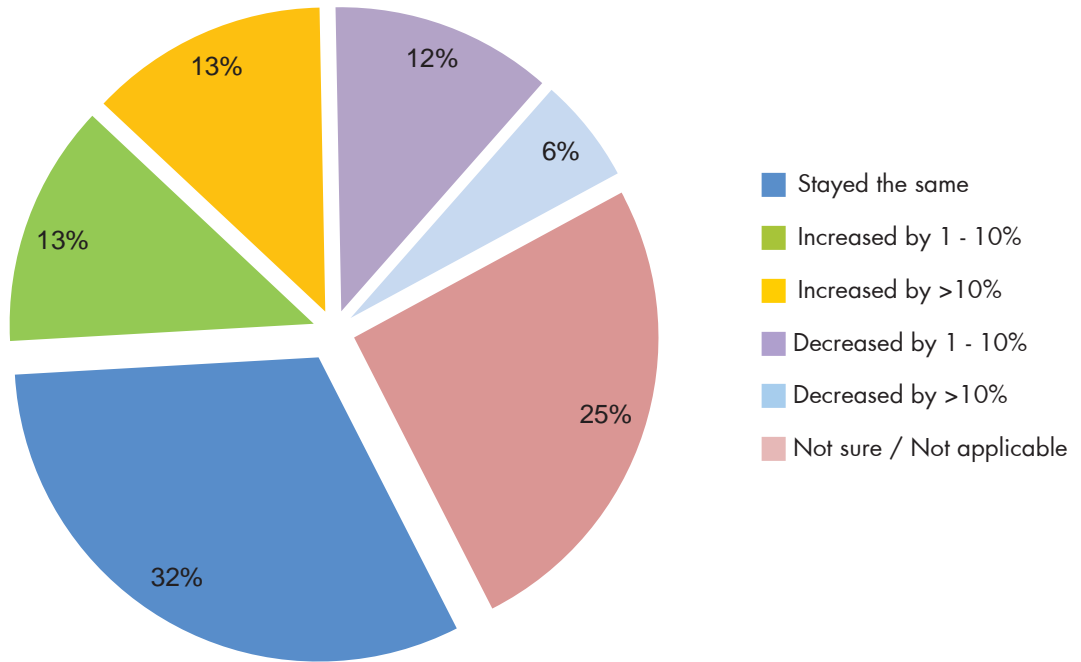
## DEMOGRAPHICS†

**Distribution of Respondent Types (n = 1,009)**



†Note: Percentages may not total 100 because of rounding.

**Q1. In the past year, please estimate how your use of myelosuppressive chemotherapy has changed. † (n = 765)**

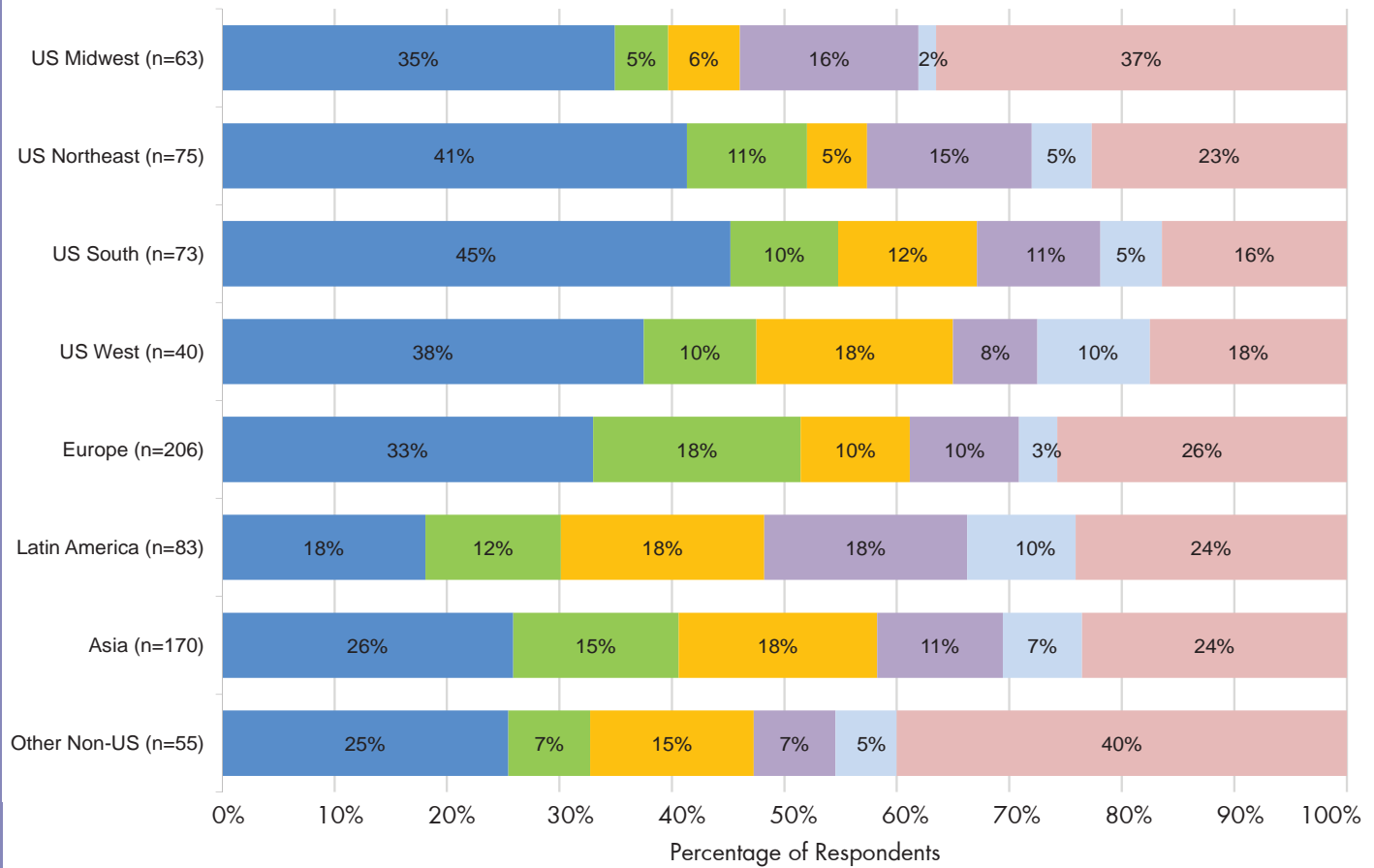


†Note: Percentages may not total 100 because of rounding.

**Q1. In the past year, please estimate how your use of myelosuppressive chemotherapy has changed.**

**By Geography †**

- Stayed the same
- Increased by 1 - 10%
- Increased by >10%
- Decreased by 1 - 10%
- Decreased by >10%
- Not sure / Not applicable

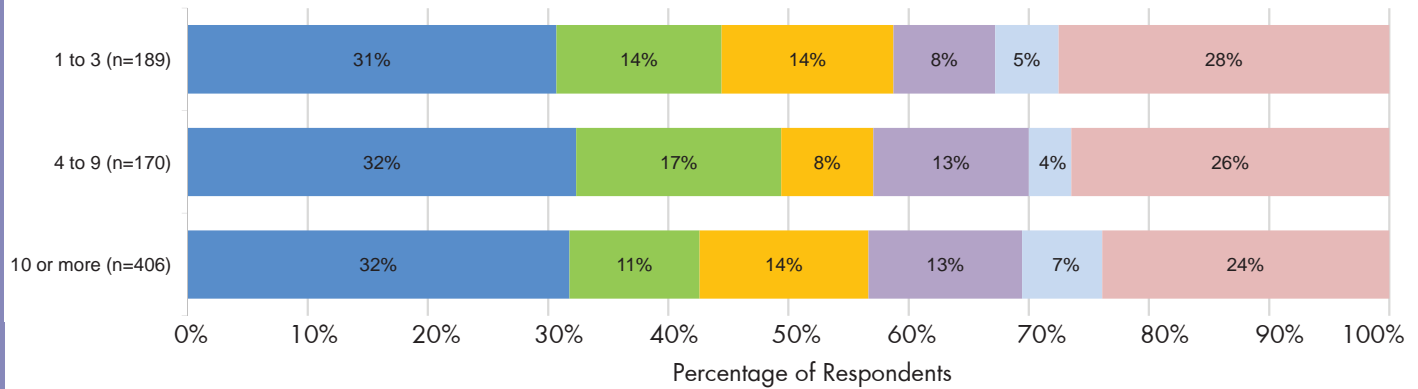


†Note: Percentages may not total 100 because of rounding.

**Q1. In the past year, please estimate how your use of myelosuppressive chemotherapy has changed.**

**By Practice Size †**

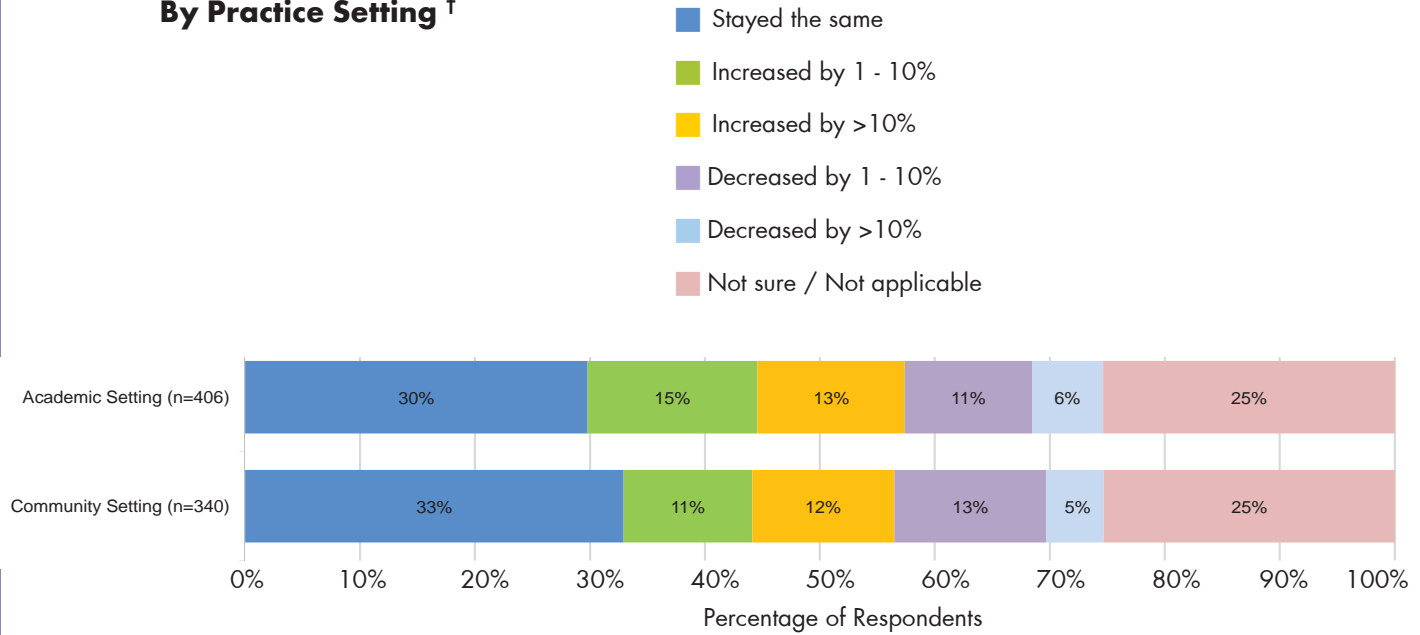
- Stayed the same
- Increased by 1 - 10%
- Increased by >10%
- Decreased by 1 - 10%
- Decreased by >10%
- Not sure / Not applicable



†Note: Percentages may not total 100 because of rounding.

**Q1. In the past year, please estimate how your use of myelosuppressive chemotherapy has changed.**

**By Practice Setting †**

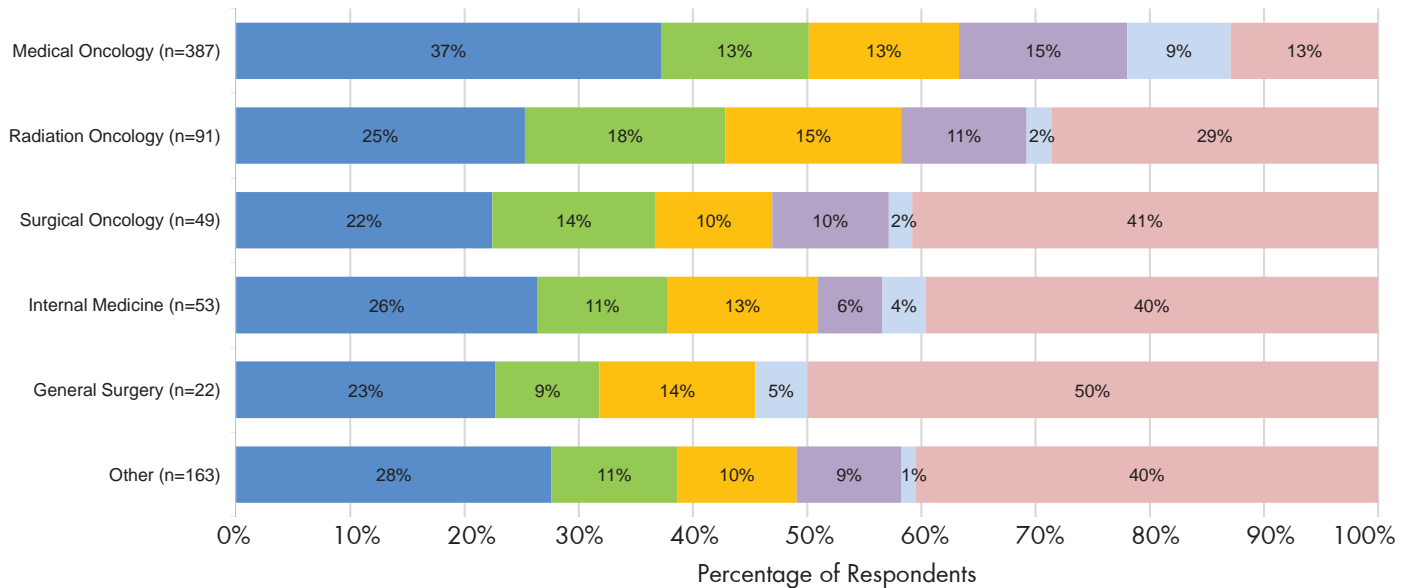


†Note: Percentages may not total 100 because of rounding.

**Q1. In the past year, please estimate how your use of myelosuppressive chemotherapy has changed.**

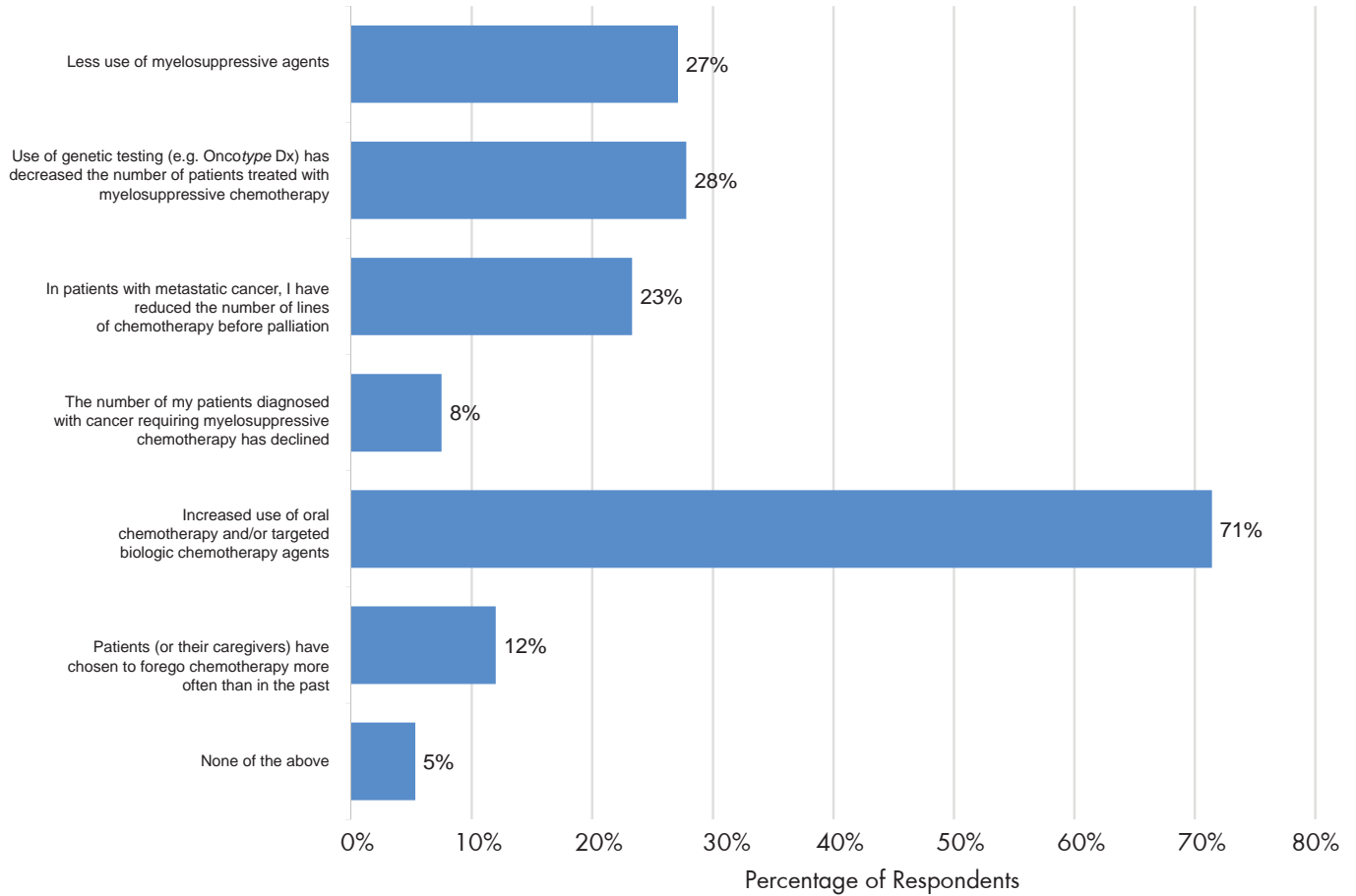
**By Specialty †**

- Stayed the same
- Increased by 1 - 10%
- Increased by >10%
- Decreased by 1 - 10%
- Decreased by >10%
- Not sure / Not applicable



†Note: Percentages may not total 100 because of rounding.  
 © National Comprehensive Cancer Network, Inc. 2013, All Rights Reserved. For Personal Use Only.  
 This report may not be reproduced or distributed beyond personal use in any form without the express written permission of NCCN.

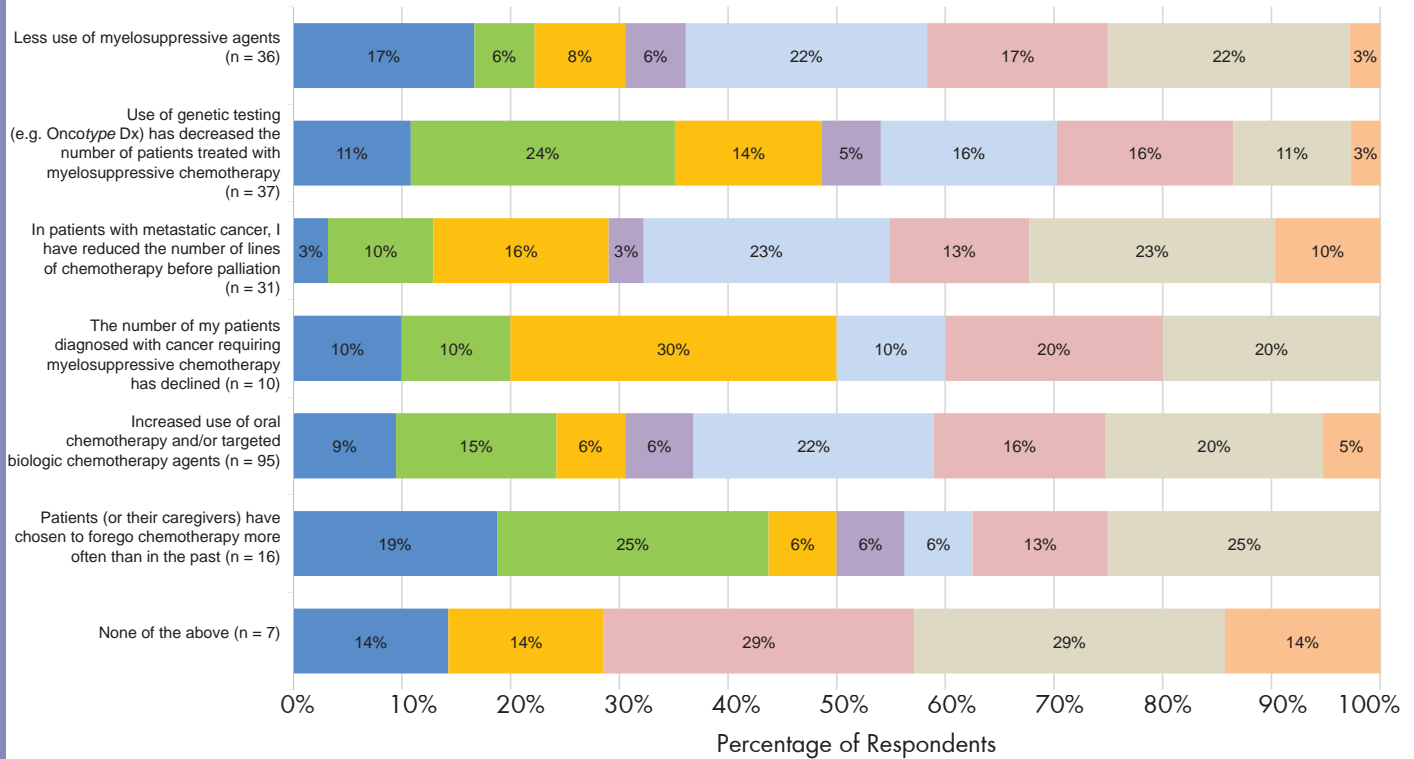
**Q2. Why has your use of myelosuppressive chemotherapy decreased in the past year? (select all that apply) (n = 133)**



**Q2. Why has your use of myelosuppressive chemotherapy decreased in the past year? (select all that apply)**

**By Geography †**

- US Midwest
- US Northeast
- US South
- US West
- Europe
- Latin America
- Asia
- Other Non-US

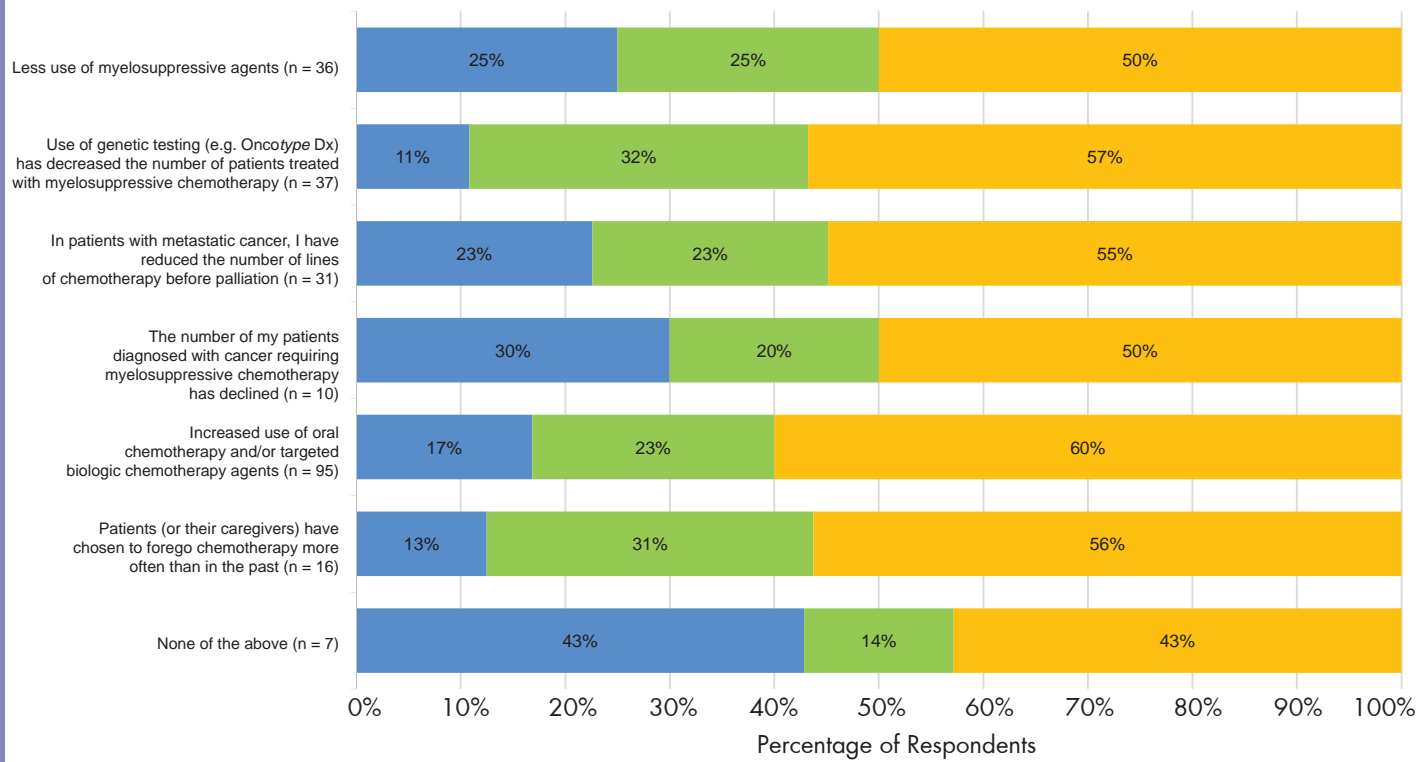
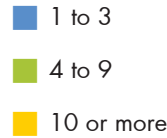


†Note: Percentages may not total 100 because of rounding.



**Q2. Why has your use of myelosuppressive chemotherapy decreased in the past year? (select all that apply)**

**By Practice Size †**

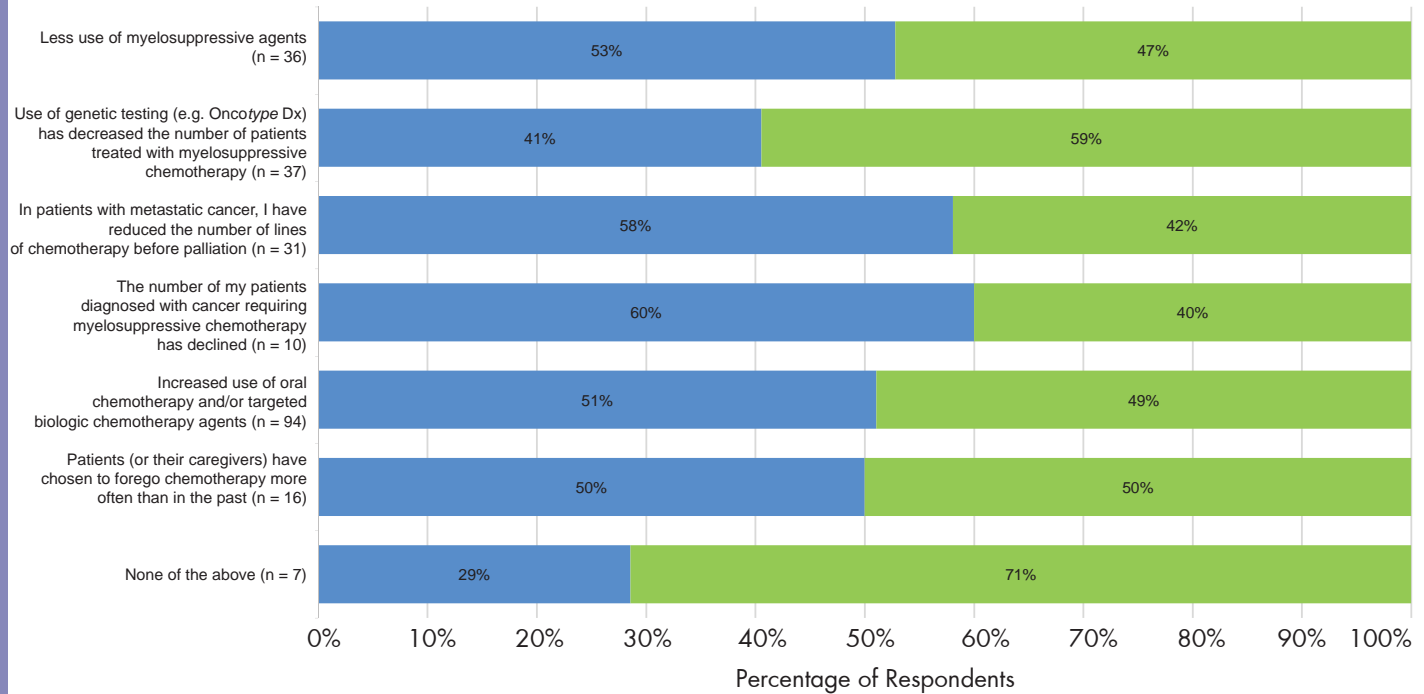


†Note: Percentages may not total 100 because of rounding.

**Q2. Why has your use of myelosuppressive chemotherapy decreased in the past year? (select all that apply)**

**By Practice Setting**

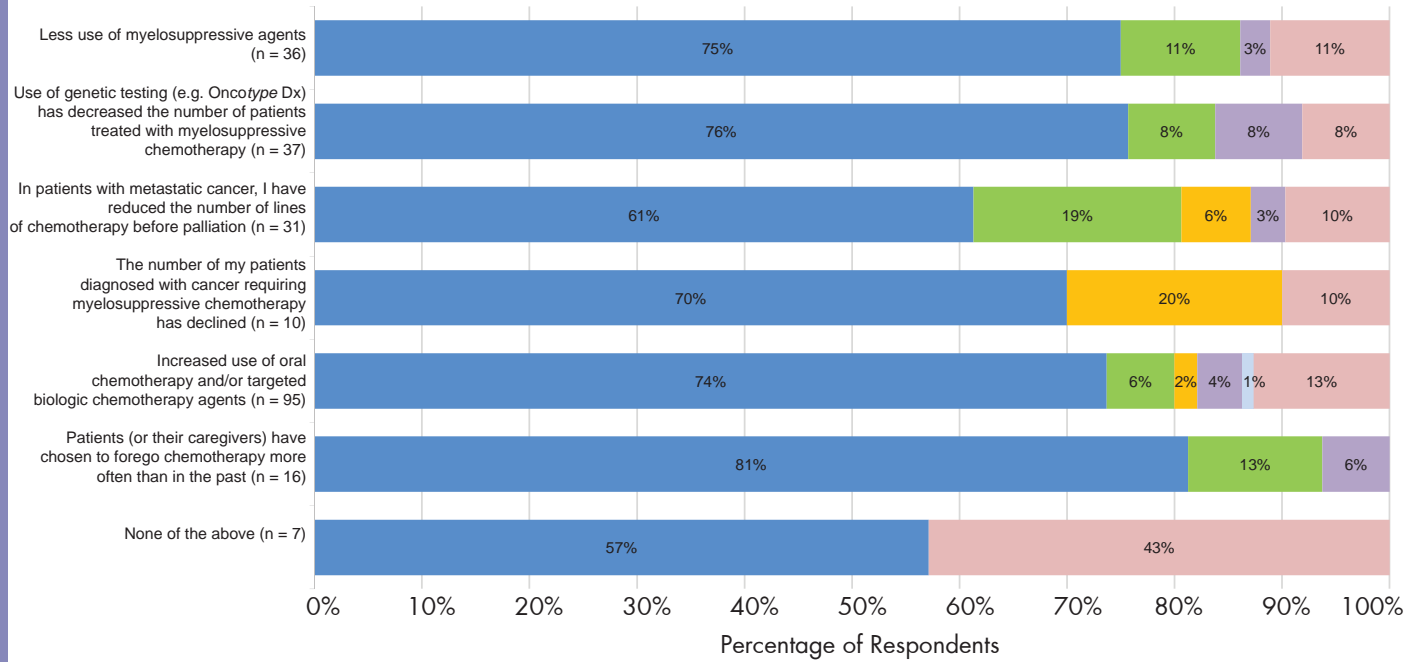
■ Academic Setting  
 ■ Community Setting



**Q2. Why has your use of myelosuppressive chemotherapy decreased in the past year? (select all that apply)**

**By Specialty †**

- Medical Oncology
- Radiation Oncology
- Surgical Oncology
- Internal Medicine
- General Surgery
- Other



†Note: Percentages may not total 100 because of rounding.

**NCCN Trends™** is an analytics tool from the National Comprehensive Cancer Network® (NCCN®) that surveys how clinicians across the U.S. and around the globe are delivering cancer care. NCCN Trends™ surveys are designed to reach targeted populations that can include several thousand clinicians as a potential sample size. NCCN can also provide analytics on existing NCCN Trends™ and clinician demographic data sets, allowing for greater insight into oncology practice patterns.

To commission an **NCCN Trends™** survey, to discuss analytic and data services, or to request information on other NCCN programs and resources, please contact:

**Christine MacCracken, MSHEd, BSN**  
**Senior Director, Business Insights**  
**215.690.0557**  
[maccracken@nccn.org](mailto:maccracken@nccn.org)

## **National Comprehensive Cancer Network® (NCCN®)**

The National Comprehensive Cancer Network® (NCCN®), a not-for-profit alliance of 21 of the world's leading cancer centers, is dedicated to improving the quality and effectiveness of care provided to patients with cancer. Through the leadership and expertise of clinical professionals at NCCN Member Institutions, NCCN develops resources that present valuable information to the numerous stakeholders in the health care delivery system. As the arbiter of high-quality cancer care, NCCN promotes the importance of continuous quality improvement and recognizes the significance of creating clinical practice guidelines appropriate for use by patients, clinicians, and other health care decision-makers. The primary goal of all NCCN initiatives is to improve the quality, effectiveness, and efficiency of oncology practice so patients can live better lives.



National  
Comprehensive  
Cancer  
Network®

275 Commerce Drive • Suite 300  
Fort Washington, PA, 19034  
Telephone: 215.690.0300  
Fax: 215.690.0280

[NCCN.org](http://NCCN.org) - For Clinicians • [NCCN.com](http://NCCN.com) - For Patients

\*All NCCN Trends™ survey content and resulting data are owned by NCCN. Survey responses are made anonymous to protect the privacy of survey respondents. NCCN may license survey content, data, and analytic results to third parties, but retains the rights to use this data for other purposes, including the support of educational and research efforts or for other strategic or business purposes.